

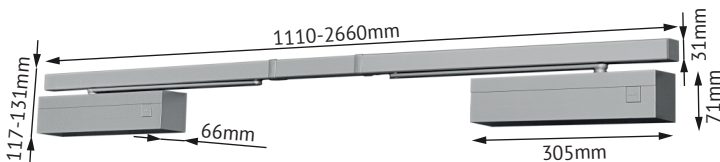


### Product description

ABLOY FD464 is a stylish and compact fire door closing system. Includes hold open device for the inactive door, coordinator and arms. Electromechanical hold open device is placed inside the sliding rail which guarantees a durable protection against vandalism. Recommended to be used with ABLOY DC250 door closers (2 pcs).

### Overview of Advantages

- CE certified according to EN1155 and EN1158
- Maximum door leaf weight 120 kg and double door width 2800 mm
- Installed with door closer that can be adjusted to force size EN 3-6
- Only the active door or both doors are open
- On non-hinge side installation must use accessory set FD120
- Active door will not close before inactive door has closed
- If installing on hinge side, must use carry bar FD101
- If installing on non-hinge side, must use carry bar FD102



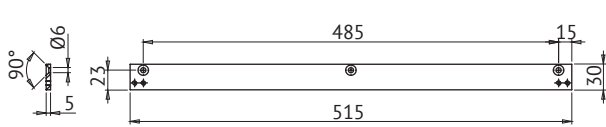
### Technical data

Door leaf width up to	1400 mm
Hinge side frame installation:	
Double door maximum width	1250-2800 mm
Minimum passive door width	350 mm
Active door max. opening angle	180° (With DC240 only)
Passive door adjustable hold open angle	70-130°
Non-hinge side frame installation:	
Double door maximum width	1400-2800 mm
Minimum passive door width	350 mm
Active door max. opening angle	110°
Passive door max. hold open angle	70-120°
Fire and smoke protection	Yes
Door swing directions	Left/right handed
Adjustable hold open angle	70°-130°
Adjustable hold open force	Yes
Weight	3,6 kg
Power consumption	60 mA, 24 VDC
Certified in compliance with	EC-Certificate of conformity 0432-CPD-0049 0432-CPD-0050
CE marking for building products	Yes
Basic colours	White (RAL 9016), Silver (EV1), Painted brass, Brown (RAL 8014), Black (RAL 9005), Customised finish
Optional cover	Stainless steel
Certified door closers	DC250, DC330, DC240 (Hinge side only)

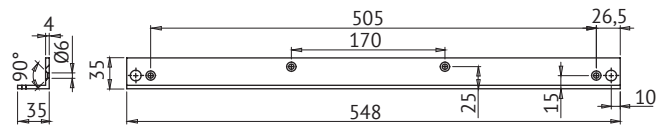
We reserve the right to make alterations to the products described in this leaflet.

## Accessories

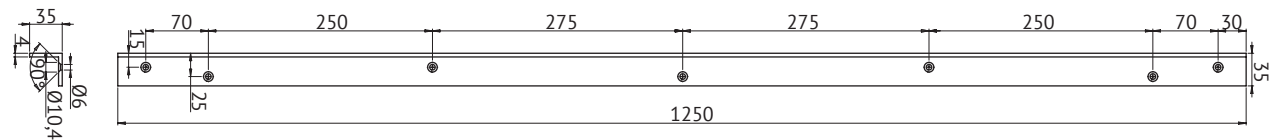
Mounting plate DC115



Angle mounting plate DC116



Mounting plate DC117



Control unit 7400



Battery back up 7404



Smoke detectors  
FD600 (optical)  
FD602 (temperature detector)

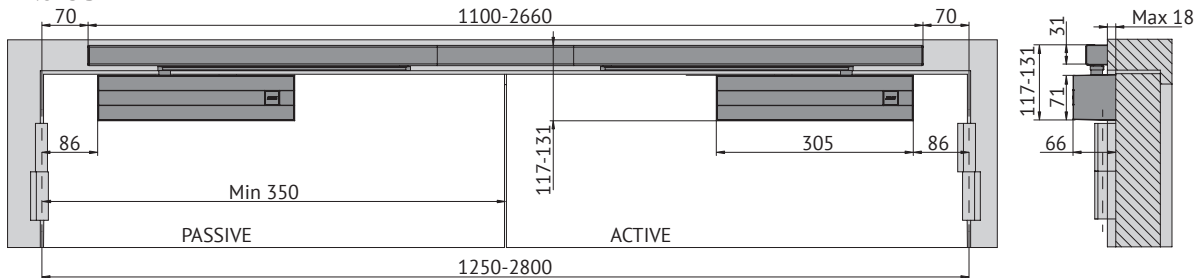


Power supply 24VDC  
EA701

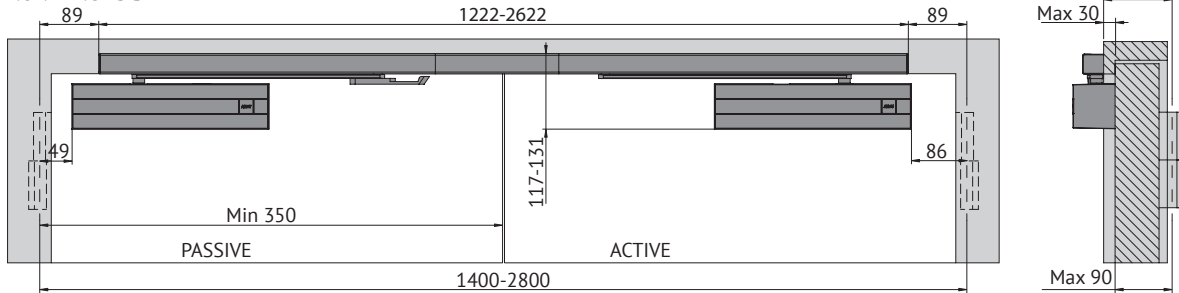


## Installation

HINGE SIDE



NON-HINGE SIDE



NON-HINGE SIDE WITH ANGLE MOUNTING PLATE

