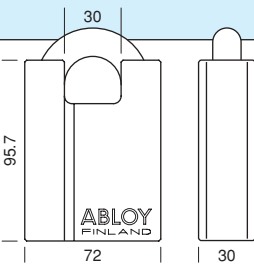
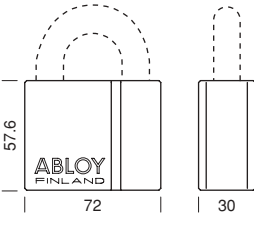
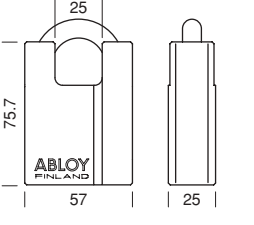
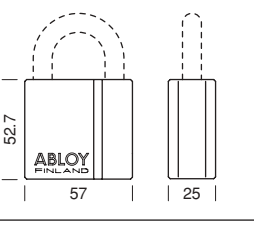
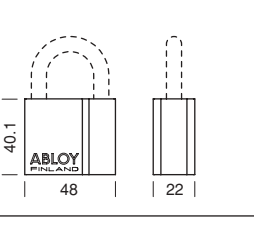
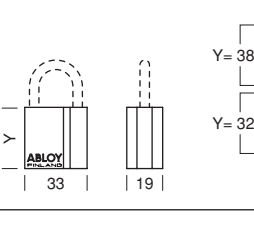
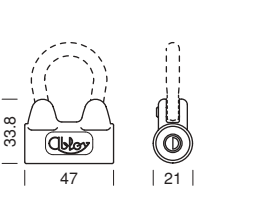




MODEL		BODY		SHACKLE				
NUMBER	GRADE	MATERIAL	FINISH	MATERIAL	FINISH	Ø		
						mm	inches	
	PL362	6	CHS	chrome	CHBS	chrome	15	19/32
	PL350 PL350/50	5 5	CHS	chrome	CHBS	chrome	14 14	35/64 35/64
	PL342	4	CHS	chrome	CHBS	chrome	10	25/64
	PL343 PL343/50 PL340 PL340/50 PL341 PL341/50	*) *) 4 4 *) *)	brass CHS brass	chrome	CHBS	chrome	10 10 10 10 10 10	25/64 25/64 25/64 25/64 25/64 25/64
	PL330 PL330/50 PL330/100	3 3 *)	brass	chrome	CHBS	chrome	8 8 8	5/16 5/16 5/16
	PL321/20 PL321/50 PL320/20 PL320/50	*) *) 2 *)	brass	chrome	stainless steel	chrome	5 5 5 5	13/64 13/64 13/64 13/64
	3020 3021 3030	2 *) *)	brass brass	chrome brass	CHS brass	chrome brass	7 7 7	9/32 9/32 9/32

*) = not tested

CHS = case-hardened steel

CHBS = case-hardened boron steel

				KEYING					CYLINDER OPTIONS				
				NUMBER OF DISCS	REKEY-ABLE	NON REKEY-ABLE	KEY REMOVABLE		ABLOY® CLASSIC KEY	ABLOY® PROFILE KEY	ABLOY® EXEC KEY	ABLOY® DISKLOCK PRO KEY	ABLOY® PROTEC KEY
mm	inches	mm	inches				IN LOCKED POSITION	BOTH IN LOCKED AND UNLOCKED POSITION					
25	63/64	30	1 11/64	11	●	●	●		●	●	●	●	●
25	63/64	31	1 7/32	11	●	●	●		●	●	●	●	●
50	1 31/32	31	1 7/32	11	●	●	●		●	●	●	●	●
25	63/64	25	63/64	11	●	●	●		●	●	●	●	●
25	63/64	28	1 3/32	11	●		●		●	●	●		●
50	1 31/32	28	1 3/32	11	●		●		●	●	●		●
25	63/64	28	1 3/32	11	●	●	●		●	●	●	●	●
50	1 31/32	28	1 3/32	11	●	●	●		●	●	●	●	●
25	63/64	28	1 3/32	11	●	●	●		●	●	●	●	●
50	1 31/32	28	1 3/32	11	●	●	●		●	●	●	●	●
25	63/64	25	63/64	11	●	●	●		●	●	●	●	●
50	1 31/32	25	63/64	11	●	●	●		●	●	●	●	●
100	3 30/32	25	63/64	11	●	●	●		●	●	●	●	●
20	25/32	18	45/64	11		●	●		●	●	●	●	●
50	1 31/32	18	45/64	11		●	●		●	●	●	●	●
20	25/32	18	45/64	9		●	●		●	●	●	●	●
50	1 31/32	18	45/64	9		●	●		●	●	●	●	●
35	1 3/8	26	1 1/32	11		●		●	●	●			
76	3	33	1 5/16	11		●		●	●	●			
35	1 3/8	26	1 1/32	11		●		●	●	●			