

# ABLOY® ARCHITECTURAL HARDWARE

For doors and windows



The finishing touch to  
stylish decor

# HANDLES ADD THE FINISHING TOUCH




The appearance of different spaces, public buildings and homes has traditionally been renewed by changing tiles, painted surfaces, wallpapers, and other surface materials. However, the style of doors and windows should not be overlooked in interior design. You can easily add the finishing touch to a renovated room by changing the handles to suit the new style. Our wide selection includes alternatives for all tastes: traditional, modern, bold – whatever impression you want to make.

The majority of **ABLOY®** handles are made of durable brass, a perfect material for exterior doors and sites that require resistance to wear. By choosing a brass handle for your door, you get a high-quality product.

## Table of contents

Handles add the finishing touch	2
Surface finishes	3
<b>ABLOY® HANDLES</b>	
Exterior doors	4
Exterior and interior doors	6
Interior doors	14
Handles with long plates	17
Windows	18
Handles for balcony doors	19
Toilet doors	20
Key and cover plates, knobs	21
Handles for profile doors	22
Single handles	22
Quick handle selection	23
<b>ABLOY® ACTIVE - Clearly better</b>	24



## Comfortable design

Design means the product's appearance, feel, comfort of use, and above all, its functionality. The **ABLOY®** handle range provides all that, designed by Finnish top designers, such as **Alvar Aalto**, **Timo Sarpaneva** and **Ristomatti Ratia**. Abloy's in-house design department has also invested strongly in new interior design trends and suitable handle models, of which a few have already become classics.

## Quality and security

We want to guarantee you high-quality **ABLOY®** products and to be up-to-date and at the forefront of development of our product properties. We actively follow international standards and develop our product properties accordingly. All **ABLOY®** products are tested in accordance with the European standards for durability and corrosion resistance (EN 1906 and SFS EN 1670).

# SAFE CAN ALSO BE STYLISH

The style of the site to be designed and personal preferences influence the selection of the most suitable surface finish and colour. When you are selecting the surface finish and material for the handle, we recommend considering not only the overall appearance of the space, but also the operating conditions of the handle and the amount of wear it has to withstand. In this way, you ensure the most stylish and durable result for your choice of handle.

When you are making the purchase decision, mention the door thickness at the installation site in order to get the products needed for the installation at the same time. Handles are the same for Scandinavian and Europrofile DIN range but the distance between screws are 30 mm in Scandinavian range and 38 mm in Europrofile DIN range. You can check from page 23 which handles are available for Scandinavian and DIN range.



*Chrome*



Glossy and elegant surface. Withstands especially hard wear.



*Satin chrome*



Matte surface, easy to maintain. Despite its discreet character, satin is suited for bold styles and to complement the decor of the space.



*White*



A timeless alternative for all kinds of decor desires.



*Antique bronze*



Stylish surface particularly suited for dark doors. A high-quality, individual solution for distinctive decor styles.



*Polished brass*



Glossy, lacquered, gilded surface attracts attention and gives a stylish overall impression.



*Brushed brass*



The distinguished matte surface gives the decor a composed general impression.



*Stainless steel*



Withstands particularly demanding conditions. The clear, simplistic style is suited to a variety of interior design styles.



*Silver-anodised*



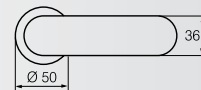

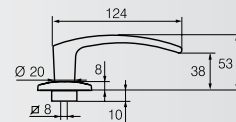

Matte surface. Imitates satin surface finish, suitable for both interior and exterior use.

# ABLOY® EXTERIOR DOOR HANDLES

When you need the handle of an exterior door to withstand even the most difficult outdoor conditions, you should select a handle from this model range. Due to their durability, the models from this handle series have remained popular choices for exterior door handles in terraced and detached houses. Their slightly larger size make the handles easy and comfortable to use, as the door can be opened effortlessly. The large size of the handles makes it also easier to open heavy doors. All exterior door handles are made of durable brass. Strong return springs facilitate the opening and closing of the door, and help keep the handle in the correct position.

## ABLOY® DOMUS 12

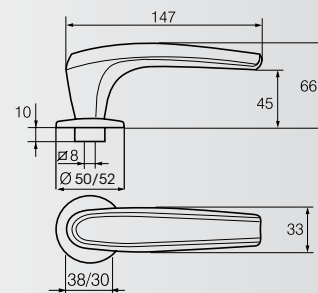
Design ABLOY



The inside handle is **ABLOY® POLAR 6**

## ABLOY® DUETTO 8

Design Janne Loiske



The handle is equipped with a colour panel which is designed for harsh conditions, withstanding sub-zero temperatures and UV radiation, and it can be changed to match the colour of the door. Panel colour options: brown, red, green, blue, dark grey, light grey.



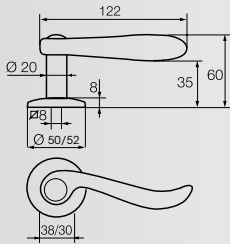
Did you know that...

**ABLOY®** handle can be installed anywhere, regardless of the door thickness?



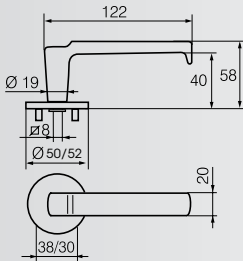
**ABLOY® 6638**

Design ABLOY



**ABLOY® 6647**

Design ABLOY



ABLOY® 6638

ABLOY® 6647

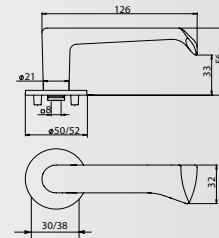
# ABLOY® EXTERIOR AND INTERIOR DOOR HANDLES

The exterior and interior handle range includes both classical handles and handles suited to modern design. The materials of **ABLOY®** exterior and interior door handles are brass or aluminium. The material is mentioned separately for each product. Strong return springs facilitate the opening and closing of the door, and help keep the handle in the correct position. In sites with high demand for wear resistance, we recommend using handles made of brass or stainless steel.

ABLOY® AALTO

## ABLOY® AALTO 1

*Design Alvar Aalto*

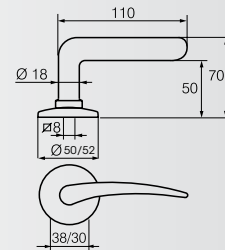



Aluminium handle

ABLOY® AKATEMIA

## ABLOY® AKATEMIA 133

*Design ABLOY*

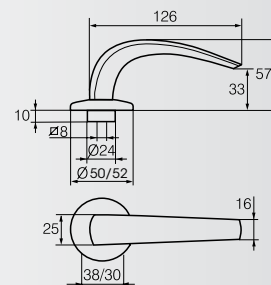


Brass handle

ABLOY® CLASSICO

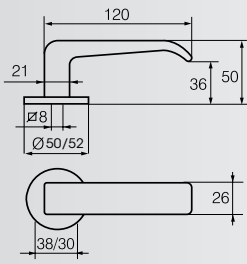
## ABLOY® CLASSICO 9

*Design Tapani Holma*



Brass handle  
Also available as a profile door handle

**ABLOY® CONSUL 110**



Brass handle  
Also available as a profile door handle

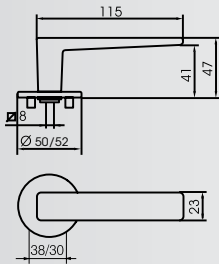


*Design Heikki Sirén*



**ABLOY® FORUM 4**

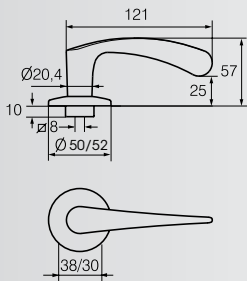
Design ABLOY



Brass handle  
Also available as a single handle and as a profile door handle




**ABLOY® INTERIA 19**



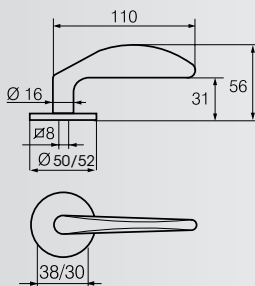
Brass handle



*Design Mikko Salmi*



**ABLOY® JOUSI 25**



Brass handle



*Design Timo Sarpaneva*



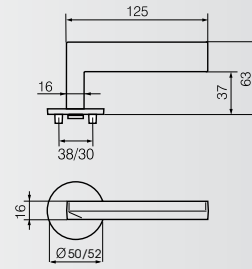

# EXTERIOR AND INTERIOR DOOR HANDLES

ABLOY® ONCUT

## ABLOY® ONCUT 5

This extremely discreet and simple handle with fine qualities is nowadays made of brass.

*Design Pasi Pänkäläinen*



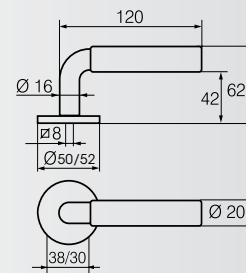

Brass handle

Note! Pay attention to the handing of the door when ordering

ABLOY® PARLAMENT

## ABLOY® PARLAMENT 2

Design ABLOY

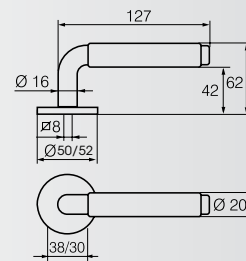



Brass handle

ABLOY® PARLAMENT

## ABLOY® PARLAMENT 22

Design ABLOY

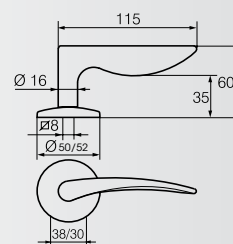


Brass handle, different surface finish and colour options available for the hand part. Further information available on our Web site [www.abloy.com](http://www.abloy.com). Also available as a single handle and a profile door handle.

ABLOY® POHJOLA

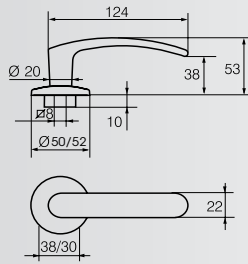
## ABLOY® POHJOLA 27

*Design Heikki Castren*



Brass handle





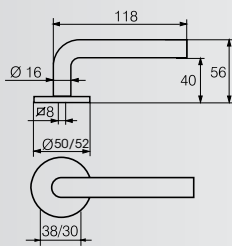
Brass handle

Also available with the 007 plate, as a single handle and as a profile door handle.




**ABLOY® POLAR 6**

Design ABLOY



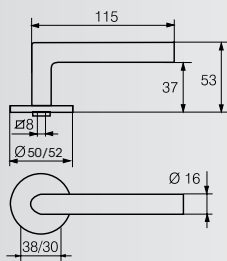
Brass handle

Also available as a single handle and as a profile door handle



**ABLOY® PRESTO 3-16S**

Design ABLOY



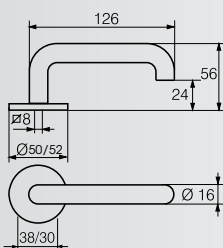
Brass handle

Also available as a single handle and as a profile door handle



**ABLOY® PRESTO 3-16SS**

Design ABLOY



Handles available in brass or aluminium

Also available as a single handle and as a profile door handle



**ABLOY® PRESTO 3-16**

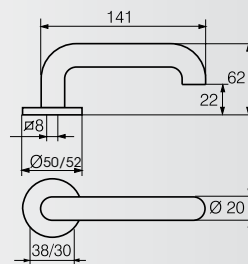
Design ABLOY

# EXTERIOR AND INTERIOR DOOR HANDLES

ABLOY® PRESTO

## ABLOY® PRESTO 3-20

Design ABLOY



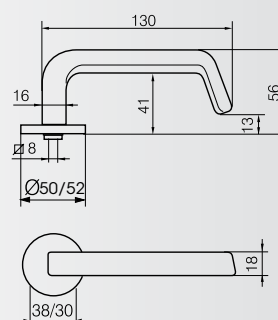
Aluminium handle

Emergency-exit approved handle in accordance with EN179  
Also available as a single handle and as a profile door handle

ABLOY® STRATO

## ABLOY® STRATO 13

Design ABLOY



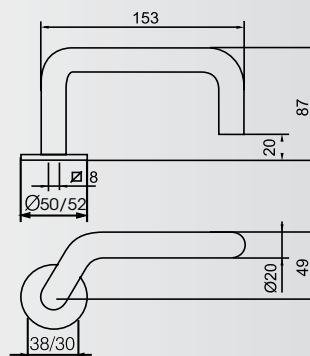
Brass handle

Emergency-exit approved handle in accordance with EN179  
Also available as a single handle and as a profile door handle  
Note! Pay attention to the handing of the door when ordering

ABLOY® 29

## ABLOY® 29

Design ABLOY



Aluminium handle

The design of the handle makes it easy to open the door with your elbow. Therefore it is suitable for hospital environments or retirement homes.

Also available with **ABLOY® ACTIVE** coating.

Did you know that...  
you can also find suitable interior  
decoration fittings from the **ABLOY®**  
-range?



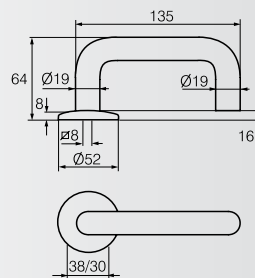
# ABLOY® INOXI EXTERIOR AND INTERIOR DOOR HANDLES

Made of stainless steel, the high-quality **ABLOY® INOXI** handles are long-lasting and ecological handle options. The inoxi products provide the designer with different possibilities for the selection of suitable fittings for demanding applications. The return spring makes the handles well suited to use in exterior or interior doors.

BRINGING LUXURY TO INTERIOR DESIGN

## ABLOY® INOXI 3-19

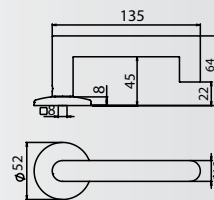
Design ABLOY



Emergency-exit approved handle in accordance with EN179  
Also available as a single handle and as a profile door handle

## ABLOY® INOXI 3-19k

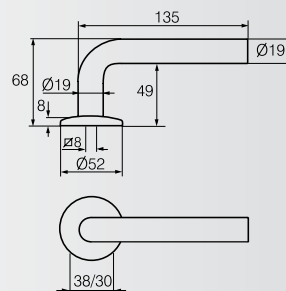
Design ABLOY



Emergency-exit approved handle in accordance with EN179  
Also available as a single handle and as a profile door handle

## ABLOY® INOXI 3-19s

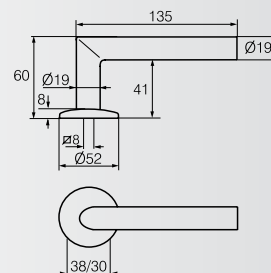
Design ABLOY



Also available as a single handle and as a profile door handle

## ABLOY® INOXI 3-19ss

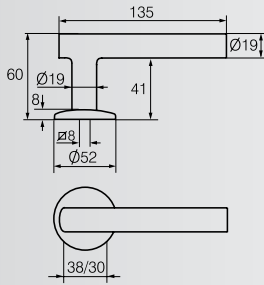
Design ABLOY



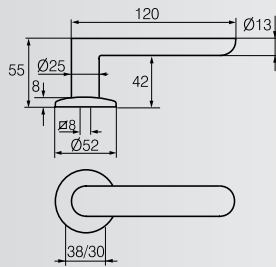
Also available as a single handle and as a profile door handle

# Did you know...

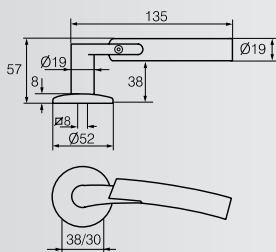
that you can find door pulls in the **ABLOY® INOXI** series? Further information on available products [www.abloy.com](http://www.abloy.com)



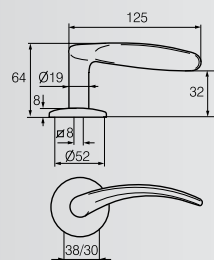
Also available as a profile door handle



Also available as a profile door handle



Also available as a profile door handle



Also available as a profile door handle

## **ABLOY® INOXI 3-19st**

Design ABLOY



## **ABLOY® INOXI 21**

Design ABLOY



## **ABLOY® INOXI 23**

Design ABLOY



## **ABLOY® INOXI 24**

Design ABLOY



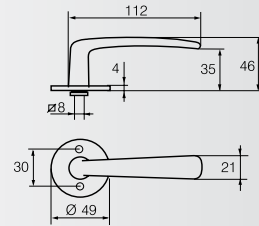
# ABLOY® INTERIOR DOOR HANDLES

The interior door handles are smaller and more delicate handles that are designed for interior use, as the name implies. The **ABLOY®** interior door handle range includes the creations of famous Finnish designers, such as Alvar Aalto and Ristomatti Ratia. Several interior door handles are made of zinc, which is not suitable for outdoor use. The interior door handle selection also includes handles made of other materials, enabling impressive and individual design solutions.

ABLOY® DOORA

## ABLOY® DOORA 17

*Design Tapani Holma*



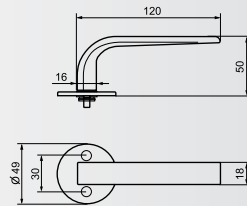
Brass handle



ABLOY® ENTER

## ABLOY® ENTER 10

*Design Ristomatti Ratia*



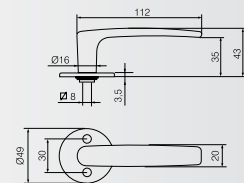
Zinc handle



ABLOY® EXO

## ABLOY® EXO 28

*Design ABLOY*



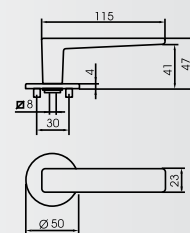
Zinc handle



ABLOY® FORUM

## ABLOY® FORUM 4

*Design ABLOY*



Zinc handle




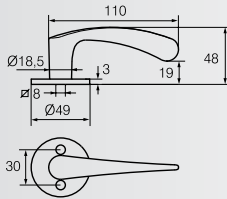
# Did you know that...

you can lock the toilet door easily and effortlessly using **ABLOY®** toilet handle?



## ABLOY® INTERIA 19

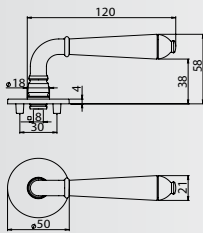
*Design Mikko Salmi*



Zinc handle

## ABLOY® MINNEA 26


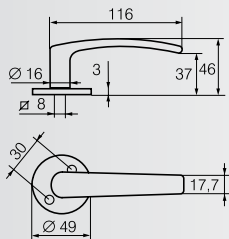

Design ABLOY



Brass handle, the wooden handle part available either in wood or white

## ABLOY® POLARITA 16

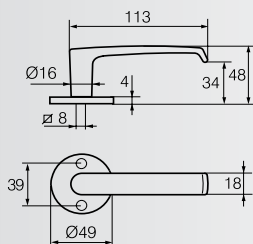

*Design Tapani Holma*



Zinc handle

## ABLOY® PRIME 15

Design ABLOY



Available as a brass or Zinc handle

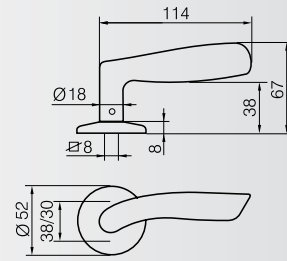
# ABLOY® INTERIOR DOOR HANDLES

ABLOY® HALTI

**ABLOY® HALTI**  
Design ABLOY



Antique brass



Zinc handle

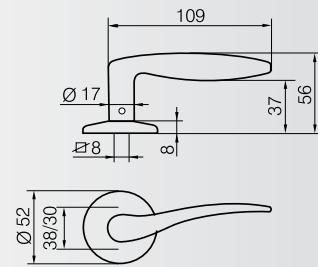


ABLOY® OSMA

**ABLOY® OSMA**  
Design ABLOY



Antique brass



Zinc handle

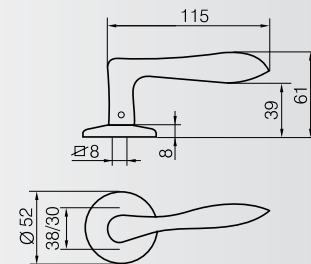


ABLOY® ROVALA

**ABLOY® ROVALA**  
Design ABLOY



Antique brass



Zinc handle

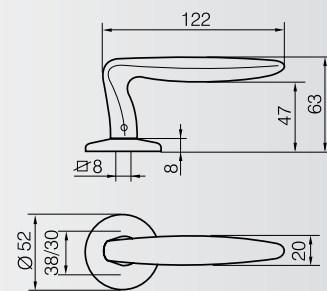


ABLOY® TEPESA

**ABLOY® TEPESA**  
Design ABLOY



Antique brass



Zinc handle



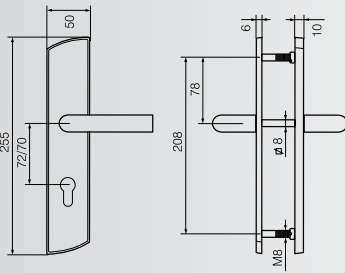


# ABLOY® HANDLES WITH LONG PLATES

The **ABLOY®** INOXI fittings equipped with long plates have been designed for use with **ABLOY®** Europrofile electromechanical lock cases. Selection includes solutions for both wooden and profile doors. The fittings can be equipped with a pair of handles or a combination of handle and a pull/push handle. They are made of stainless steel and the design of the plates follows modern trends. The fittings have been tested according to EN 179 and approved for use on fire doors according to standard EN 1634-1.

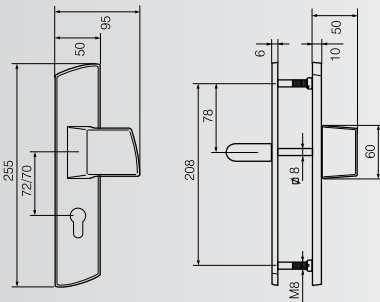
**ABLOY®** INOXI 3-19/012 PZ+BL

**ABLOY®** INOXI 3-19/012 PZ+PZ



**ABLOY®** INOXI 3-19/012/120 PZ+BL

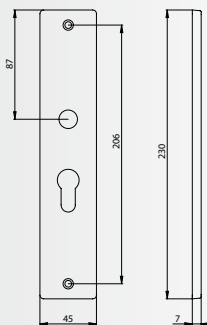
**ABLOY®** INOXI 3-19/012/120 PZ+PZ



Also available as a profile door handle. The long plate is 30 mm wide in the profile door handles. Tested according to EN179 and approved for use on fire doors according to standard EN 1634-1.

Long plates can be used with all handle models.

**ABLOY®** LONG PLATE LH010



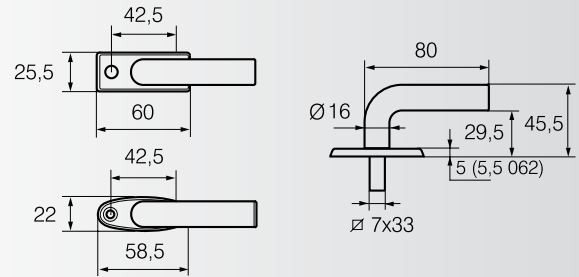
# ABLOY® WINDOW HANDLES

**ABLOY® WINDOW HANDLES** help to obtain a stylish look for your decor and fittings. Products in this range are most typically used in different ventilation windows and shutters. All product packages are delivered with retaining screws. A square-shaped plate is always delivered with the models ending in -062 and a round plate with the models ending in -152.

ABLOY® PARLAMENT

## ABLOY® PARLAMENT 52

Design ABLOY

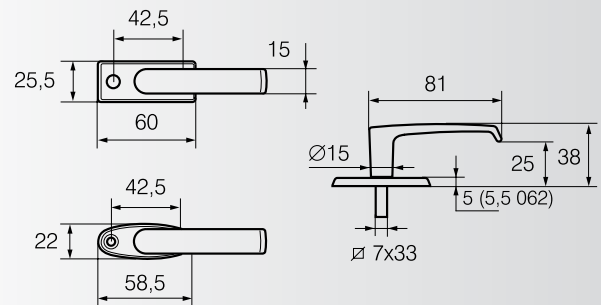


Brass handle

ABLOY® PRIME

## ABLOY® PRIME 55

Design ABLOY

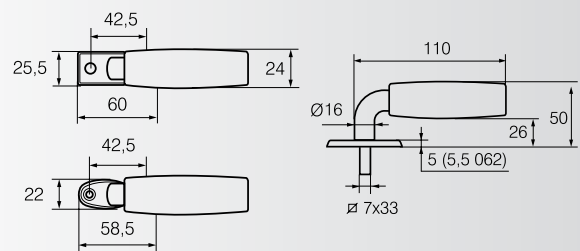


Available as a brass or Zinc handle

ABLOY® VILLA

## ABLOY® VILLA 51

Design ABLOY

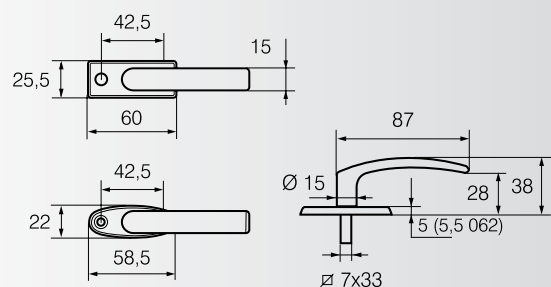


Brass/Larch handle

ABLOY® 56

## ABLOY® WF 56

Design ABLOY



Zinc handle

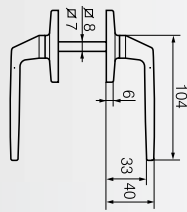
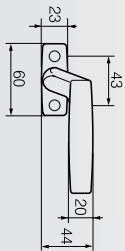
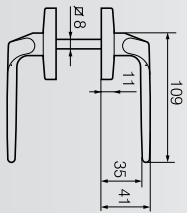
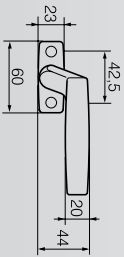


# ABLOY® ESPAGNOLETTE HANDLES

These special handles have been designed for doors and windows with an embedded espagnolette that closes the door or window from the upper and lower part. A typical use for this espagnolette is the door of a balcony, garden, or back yard. Using the side-bent handles, the operator has sufficient elbow space for doors opening toward the outside. For exterior use we recommend choosing a handle made of brass, since zinc handles do not withstand outdoor conditions.

## ABLOY® DH83 Design ABLOY

Handles on both sides or an inside handle can be selected. Espagnolette handle available in zinc or brass.



# ABLOY® TOILET HANDLES

When the easiest and the most effortless way to lock your toilet door, we recommend the **ABLOY® TOILET HANDLE**. The door is locked by lifting the handle to upper position – it is as simple as that. For example **ABLOY® 2025** lock case can be used with the toilet handle.

ABLOY® FORUM

## ABLOY® FORUM 4



Brass handle




ABLOY® INTERIA

## ABLOY® INTERIA 19



Zinc handle



ABLOY® POLARITA

## ABLOY® POLARITA 16



Zinc handle



ABLOY® INOXI

## ABLOY® INOXI 3-19s




The handle is made of stainless steel

ABLOY® POLAR

## ABLOY® POLAR 6



Brass handle



# ABLOY® KEY AND COVER PLATES, KNOBS

When you have decided the handle model you want to install in your interior door, it is time to select the suitable key or cover plate. The numerical part of the handle's product name helps select the plate. If the handle you have selected for your door is for example **ABLOY® ENTER 10/001**, the ending -001 indicates which plate is exactly the same style as the handle's plate, and the same surface finish options are available for the plate as for the handle you have selected. In this case, the different LH001 plate options would be the most suitable.

ABLOY® LH001

## ESCUTCHEONS **ABLOY® LH001**


LH001 A escutcheon



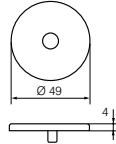
LH001 P coverplate



LH001 turning knob



LH001 PZ coverplate



The LH001 escutcheon range is available in steel or brass. For Scandinavian range.

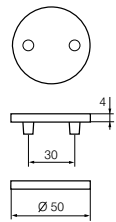

ABLOY® LH007

## ESCUTCHEONS **ABLOY® LH007**

LH007 P cover plate



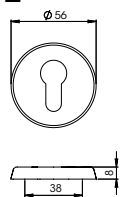
**ABLOY® LH007** turning knob



LH007 escutcheon series made of brass. For Scandinavian range.

ABLOY® LH004

## ESCUTCHEON **ABLOY® LH004 PZ**



LH004 escutcheon is made of steel or brass. For DIN range.

ABLOY® LH002

## ESCUTCHEONS **ABLOY® LH002**

LH002 A escutcheon



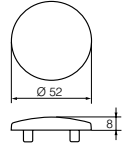
LH002 P coverplate



LH002 turning knob



LH002 PZ coverplate



The LH002 escutcheon range is available in brass or stainless steel. Surface finish is available for the brass plate. The plate made of stainless steel is designed to be used with INOXI handles. For Europrofile DIN and Scandinavian range.

ABLOY® LH008

## ESCUTCHEONS **ABLOY® LH008**

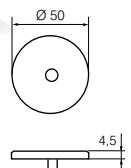
LH008 A escutcheons



LH008 P cover plate



LH008 turning knob



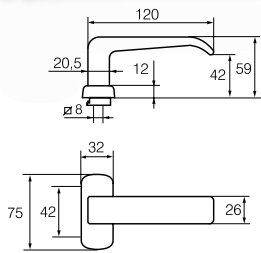
LH008 escutcheon series made of zinc. For Scandinavian range.

# ABLOY® PROFILE DOOR HANDLES

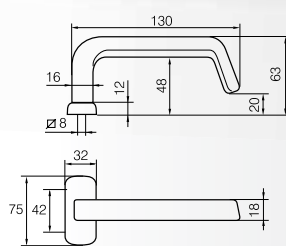
Most **ABLOY®** handles are also available in profile door models, where the only difference is a change in the handle's plate part. These handles are suited, for example, for aluminium and steel profile doors, and their properties are the same as in handles suited for solid doors. The appearance and measurements of the handle are equal to the solid door models.

PROFILE DOOR HANDLES

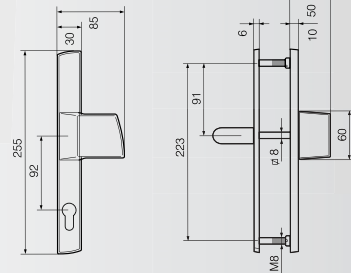
**ABLOY® CONSUL 110/0650**  
Design ABLOY



**ABLOY® STRATO 13/0650**  
Design ABLOY



**ABLOY® INOXI 3-19/013/120**  
PZ+BL



The profile door handles are used in aluminium and steel profile doors with a profile door lock and as an espagnolette handle in balcony doors.

## ABLOY® SINGLE HANDLES

The single handle is a one-sided handle, installed either on the inside or outside of the door, depending on the application. Single handles are available both as profile door and solid door models. An external security fitting must always be used on the other side of the single handle. External security fittings are automatically delivered with single handles recommended by Abloy Oy. Further information available on our Web site at [abloy.com](http://abloy.com)

SINGLE HANDLES

**ABLOY® SINGLE HANDLE FOR A WOODEN DOORS**



**ABLOY® SINGLE HANDLE FOR PROFILE DOOR**



# ABLOY® QUICK SELECTION TABLE FOR HANDLES

	Scandinavian solid door handle	Scandinavian profile door handle	Europrofile DIN solid door handle	Europrofile DIN profile door handle (long plates)	Single handle	Tested according to EN 179	Finishes												
							Chrome	Satin	Polished brass	Brushed brass	Antique bronze	White	Silver-anodised	Black	Stainless steel	Antique brass	Active white	Active gray	Active gray-blue
Exterior door handles																			
ABLOY® DOMUS 12	x						x	x	x	x	x	x							
ABLOY® DUETTO 8	x		x				x	x	x	x	x	x							
ABLOY® 6638	x		x				x	x		x									
ABLOY® 6647/007	x		x				x	x		x		x							
Exterior and Interior door handles																			
ABLOY® AALTO 1	x		x									x	x	x					
ABLOY® AKATEMIA 133	x		x				x	x	x										
ABLOY® CLASSICO 9	x	x	x				x	x	x										
ABLOY® CONSUL 110	x	x	x				x	x	x	x		x							
ABLOY® FORUM 4	x	x	x		x		x	x	x	x	x	x					x	x	x
ABLOY® INTERIA 19	x	x	x				x	x	x										
ABLOY® JOUSI 25	x		x				x	x	x	x									
ABLOY® JOUSI 29	x	x	x														x	x	x
ABLOY® ONCUT 5	x	x	x				x	x				x							
ABLOY® PARLAMENT 2	x	x	x		x		x	x	x										
ABLOY® PARLAMENT 22	x	x	x		x		x	x	x										
ABLOY® POHJOLA 27	x		x				x	x	x										
ABLOY® POLAR 6	x	x	x		x		x	x	x	x	x						x	x	x
ABLOY® PRESTO 3-16	x	x	x		x		x	x	x			x	x						
ABLOY® PRESTO 3-16S	x	x	x		x		x	x	x										
ABLOY® PRESTO 3-16SS	x	x	x		x		x	x	x										
ABLOY® PRESTO 3-20	x	x	x		x	x	x					x	x				x	x	x
ABLOY® STRATO 13	x	x	x			x	x	x	x	x							x	x	x
ABLOY® INOXI 3-19	x	x	x	x	x	x									x				
ABLOY® INOXI 3-19K	x	x	x		x	x									x				
ABLOY® INOXI 3-19S	x	x	x	x	x										x				
ABLOY® INOXI 3-19SS	x	x	x	x	x										x				
ABLOY® INOXI 3-19ST	x	x	x												x				
ABLOY® INOXI 21	x	x	x												x				
ABLOY® INOXI 23	x	x	x												x				
ABLOY® INOXI 24	x	x	x												x				
Interior door handles																			
ABLOY® DOORA 17	x						x	x	x	x									
ABLOY® ENTER 10	x						x	x	x										
ABLOY® EXO 28	x						x	x	x										
ABLOY® FORUM 4	x						x	x	x										
ABLOY® INTERIA 19	x						x	x	x										
ABLOY® MINNEA 26	x																		
ABLOY® POLARITA 16	x						x	x	x										
ABLOY® PRIME 15	x						x	x	x	x			x		x				
ABLOY® HALTI	x		x				x	x									x		
ABLOY® OSMA	x		x				x	x									x		
ABLOY® ROVALA	x		x				x	x									x		
ABLOY® TEPESA	x		x				x	x									x		

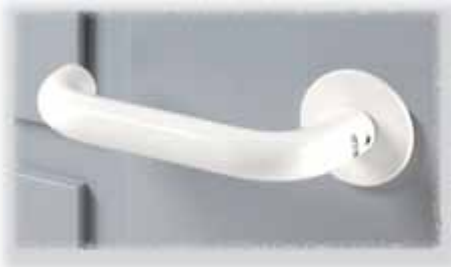
# CLEARLY BETTER - **ABLOY®** ACTIVE

Do you want to prevent bacteria from spreading in your home or in other premises? If the answer is yes, when selecting the coating option for your fittings, pay attention to the antimicrobial coating named **ABLOY® ACTIVE**.

This coating destroys bacteria and significantly reduces their growth, so that the bacteria cannot begin to breed in handles and spread through hand contact. The coating kills 99% of the most common bacteria in 24 hours and is also effective in combating MRSA.

**ABLOY®**   
**ACTIVE**


*Active white*



*Active grey*



*Active grey-blue*



[www.abloy.com](http://www.abloy.com)

Abloy Oy  
Wahlforssinkatu 20  
P.O.Box 108  
FI-80101 JOENSUU  
FINLAND  
Tel. +358 20 599 2501  
Fax +358 20 599 2209



An ASSA ABLOY Group brand

**ASSA ABLOY**

Abloy Oy is one of the leading manufacturers of locks, locking systems and architectural hardware and the world's leading developer of products in the field of electromechanical locking technology.

ASSA ABLOY is the global leader in door opening solutions, dedicated to satisfying end-user needs for security, safety and convenience.